

Hunter Arts Network Creative Page

HAN members can access and update their own page

Hunter Arts Network members can login and make changes to their own Creative Page on our website

All Creative Pages can be found at <https://hunterartsnetwork.org/find-a-creative/>

Instructions

Click here to register:

<https://hunterartsnetwork.org/register/>

Enter your email address in the “Email” field

Enter your password in the “password” field

Check the privacy policy box

Click “Register”

Once you are registered you can log in here:

<https://hunterartsnetwork.org/log-in/>



Register

Email *

Password *

☐ I have read and accept the [privacy policy](#) and allow “Hunter Arts Network” to collect and store the data I submit through this form. *


Register

Already have an account? [Sign In »](#)

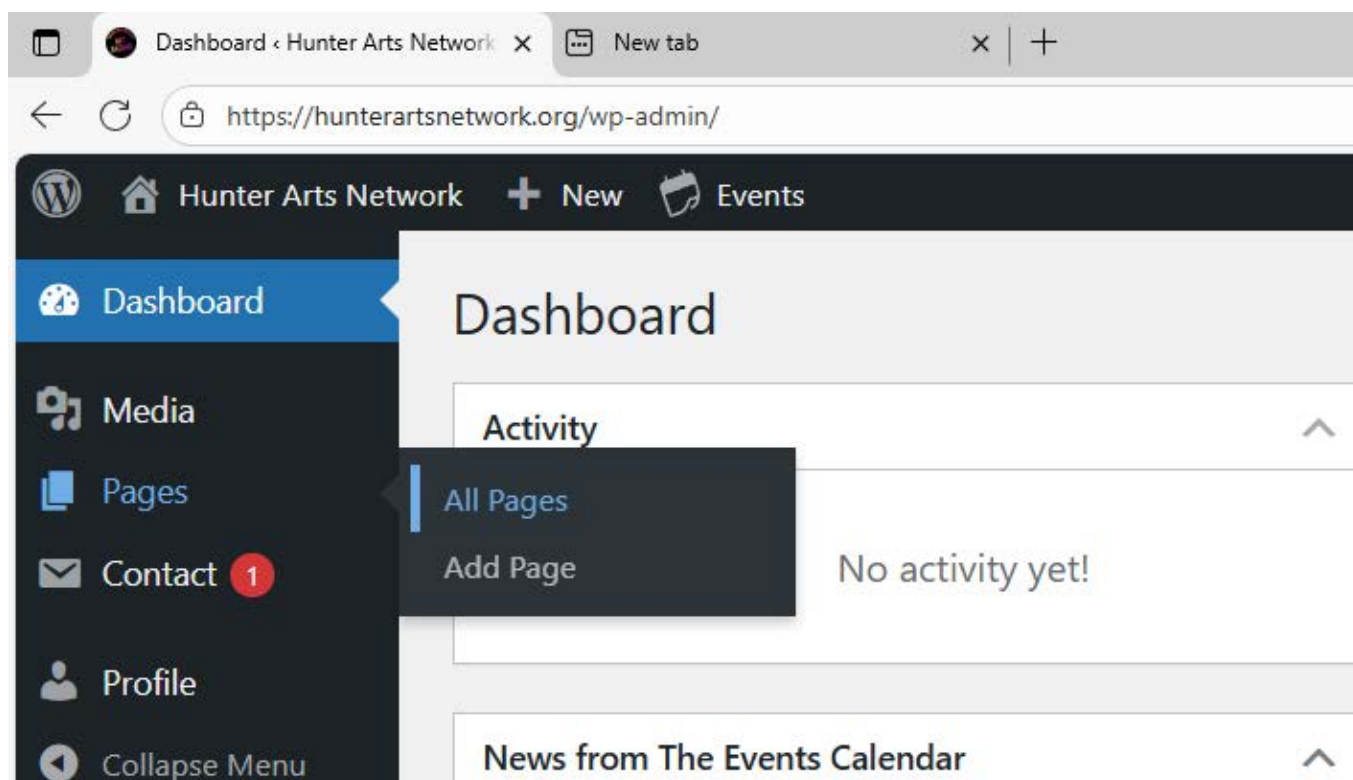
[Lost your password?](#)

How to access your Creative page

Once logged in, go to the top left corner and hover on Hunter Arts Network, click on “Dashboard” when it appears

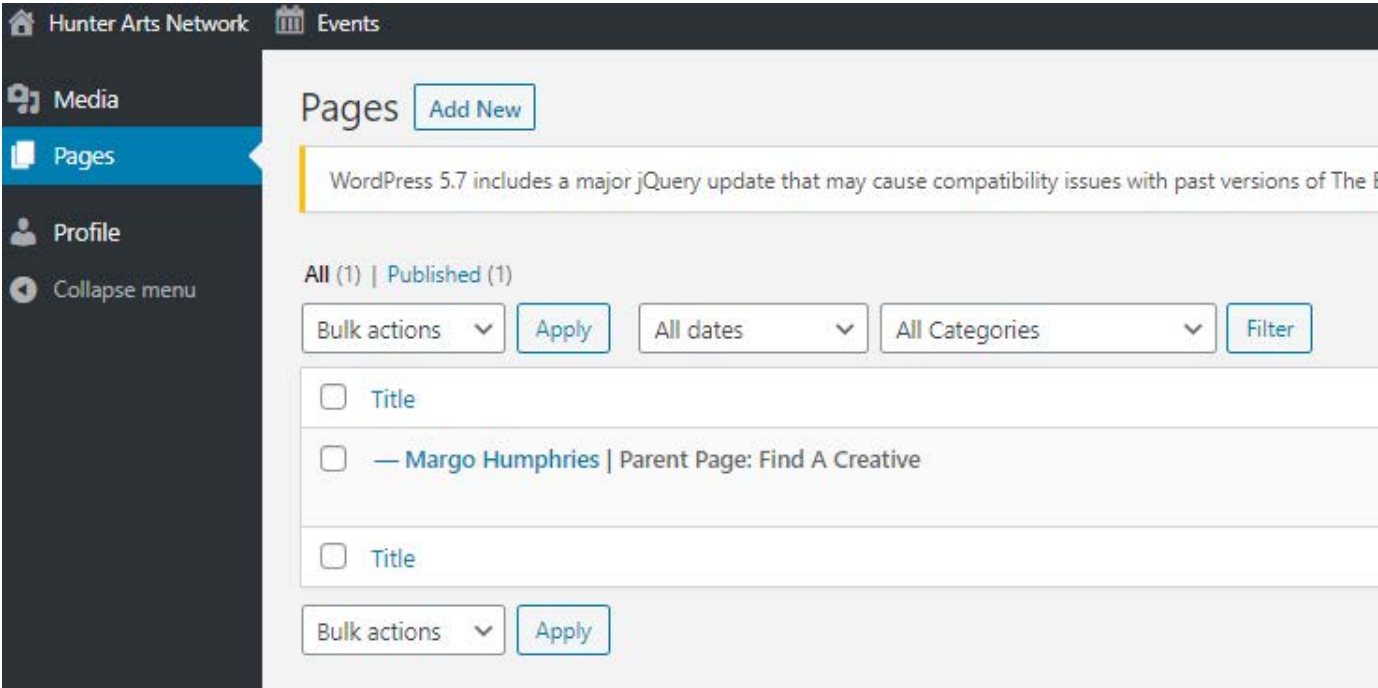


In the next screen hover on Pages in the menu on the left, and then click on “All pages” when it appears

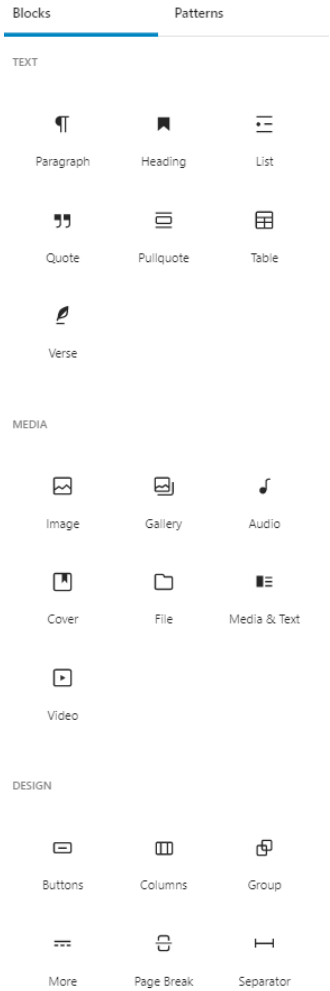
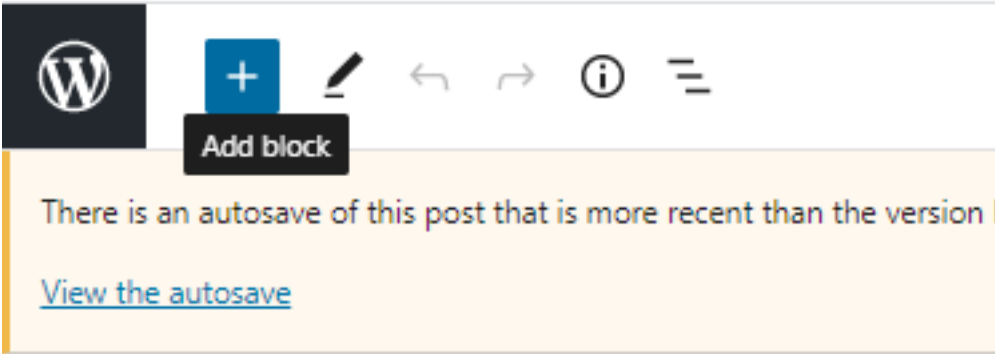


Click on the Title (the text in bold blue) of your Creative Page to access it.

The draft of your page will appear in the list of pages you have access to - your page title will default to your email address



Every paragraph, image, or video on your page is presented as a “block” of content. To insert a block click on the white cross inside the blue square. The block options will appear. Click on the option you want to insert on your page (choose from Paragraph, Image, Gallery, Table and much more). Blocks you have added can be edited, moved and removed.



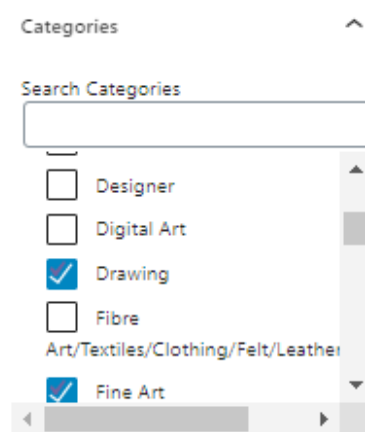
For full instructions search on the Wordpress website
<https://wordpress.org/support/>

How to add categories to your page

Categories is in the menu on the right side of your page. You can select more than one. This is an important new feature of our website which we anticipate to be widely utilised. By selecting the categories that are appropriate to your Creative Page, your page will then appear in the search results for those categories when they are selected.

These are the current available Categories. If you would like more categories added please email publicity@hunterartsnetwork.org:

Airbrush Creative
Book Arts Creative
Carving Creative
Ceramics/Earthenware/Stoneware/Porcelain Creative
Christmas Creative
Collage Creative
Designer Creative
Digital Art Creative
Drawing Creative
Fibre Art/Textiles/Clothing/Felt/Leather Creative
Fine Art Creative
Geological Creative
Glass/Stained glass Creative
Graphic Design Creative
Greeting Card Creative
Homewares Creative
Illustration Creative
Industrial Creative
Jewellery Creative
Metal/Blacksmith/Welding/Casting Creative
Millinery Creative
Mixed Media Creative
Mosaic Creative
New Media Creative
Not For Profit/Community Arts Creative
Painting Creative
Papercraft/Cardboard Creative
Photography Creative
Pop Art Creative
Portraits Creative
Photomedia Creative
Printmaking Creative
Resin Creative
Sculpture Creative
Stationery Creative
Steam Punk Creative
Street Art Creative
Theory Creative
Tie Dye/Shibori Creative
Toys Creative
Upcycling Creative
Wood/timber Creative



TO CHANGE YOUR PAGE'S URL GO TO SETTINGS AND CLICK ON THE SLUG TO CHANGE THE NAME
THERE CAN'T BE ANY SPACES. EXAMPLE:

<https://hunterartsnetwork.org/find-a-creative/margohumphries/>

Set Feature Image

To choose an image to appear in your listing on the Find a Creative page, Find a Creative search results and at the top of your page, you will find Set Feature Image in the menu on the right side of the page.

How listings appear on the Find a Creative page:



LINDSEY'S ART OF NATURE – STATIONERY & ARTWORKS

ARTIST: LINDSEY GOFF I have always had a great love of the natural world, which has led me to develop ...

[Read More](#)

[Read More](#) →



MI-CHELLE'S

[Read More](#) →




All News

MARGO HUMPHRIES

ALWAYS CREATING BRIGHT PAINTINGS AND ADDING LOTS OF COLOUR! Margo Humphries is a visual artist who has been based in ...

[Read More](#)

[Read More](#) →




LEADLIGHT BY LINDA


"Linda has been working with glass and making lead light windows, panels and sun catchers for 20 years using both ...

[Read More](#)

[Read More](#) →




Find a Creative search results:




Search Results

Your Creative page:



Margo Humphries



ALWAYS CREATING BRIGHT PAINTINGS AND ADDING LOTS OF COLOUR!

Margo Humphries is a visual artist who has been based in Laar Marquarie, NSW, Australia, since 2008, after relocating from Taree. Margo has held five solo exhibitions & is also at every Art Bazaar selling her colourful abstract & landscape paintings. Margo's artworks are always inspiring to the many people around family and work, and her professional life has been in the area of marketing & administration, so this has assisted with the promotion of her artwork. In 2013 Margo painted the vibrant harbour city colour art, "Newcastle - used", for the Newcastle University Choirs fire CD. Born & raised in Taree Margo began painting at a young age & when she was only 12 she received the wisdom Margo for those where she sold the "Children of the Morning" Youth Award with "Wingham Brown". This was the first exhibition Margo entered. Margo was selected as one of 10 artists for the Marrara Festival's Inaugural Outdoor Art Exhibition & her "Look Up in the Sky" "Portrait" was displayed from May 2015 to October 2015. This is Margo's passion and her art is her life.

Use this search to investigate other Creatives.

Upcoming Events

☐ There are no upcoming events.

How to change your password

Click on “Profile” in the menu on the left and go to the bottom of the profile page to change your password

Once you have created your page there are three ways for your Creative Page to be found:

1. Scrolling down the page
2. Selecting a category which your page is in, from Select Category
3. Searching in the search box (this will search every word on every page)