

Hunter Arts Network members can now log in to update their Creative Page on the Hunter Arts Network website!

We have recently upgraded to an entirely new and much improved website and the major benefit we have added allows Hunter Arts Network members to login and make changes to their own Creative Page!

All Creative Pages can be found at <https://hunterartsnetwork.org/find-a-creative/>

There are three ways for your Creative Page can be found:

1. Scrolling down the page
2. Selecting a category which your page is in, from Select Category
3. Searching in the search box (this will search every word on every page)

PLEASE REFER TO OUR STEP-BY-STEP INSTRUCTIONS WHICH EXPLAIN HOW TO REGISTER AND ACCESS YOUR CREATIVE PAGE.

How to create an account:

Go to <https://hunterartsnetwork.org/wp-login.php>

Click on Lost your password?

Enter your email address


Click on Get New Password

Check your emails for an email from WordPress (it might go to your junk folder). Once you have located the email, click the link to reset your password

This will take you to a web page where you can enter your new password of your choice

The next screen will show - Your password has been reset. Log in

Click Log in

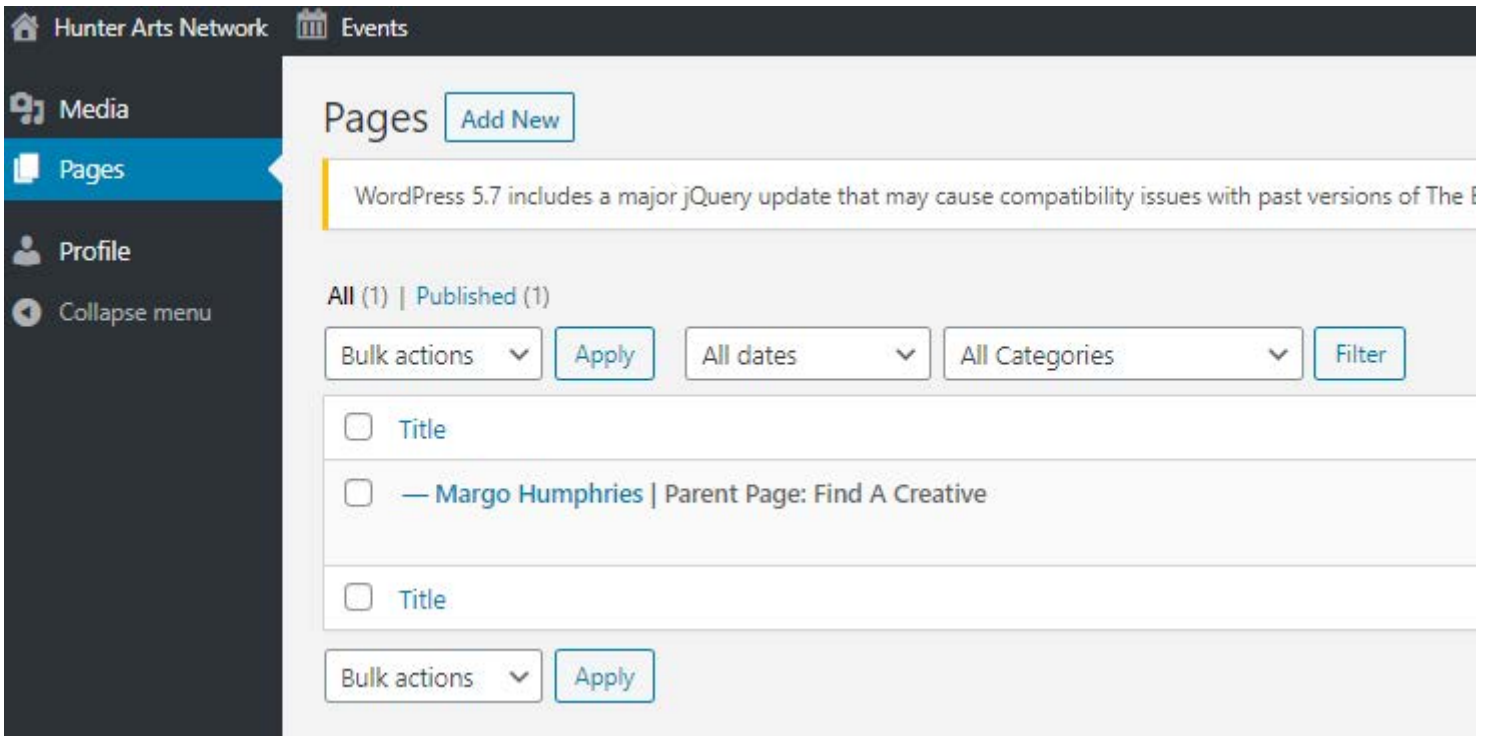


This will take you to: <https://hunterartsnetwork.org/wp-login.php>

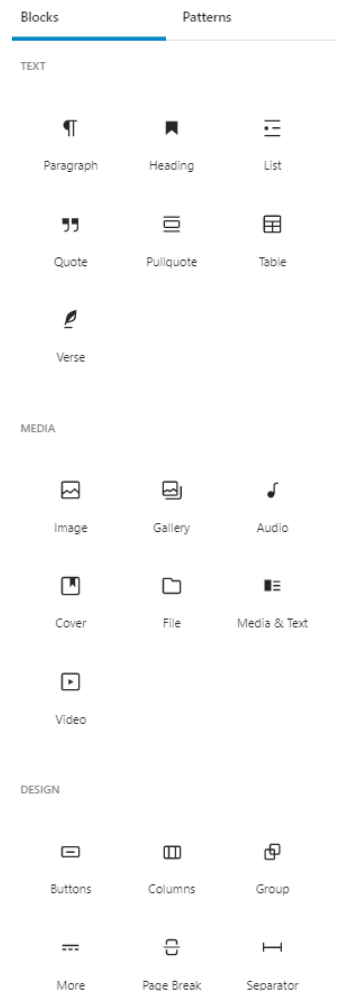
Enter your username and password (Your email address is your username)

How to access your Creative page

After you have logged in you will see the menu options Media, Pages, and Profile. Click on Pages to see the listing for your Creative Page. Click on the Title (the text in bold blue) of your Creative Page to access it.



Every paragraph, image, or video on your page is presented as a “block” of content. To insert a block click on the white cross inside the blue square. The block options will appear. Click on the option you want to insert on your page (choose from Paragraph, Image, Gallery, Table and much more). Blocks you have added can be edited, moved and removed.



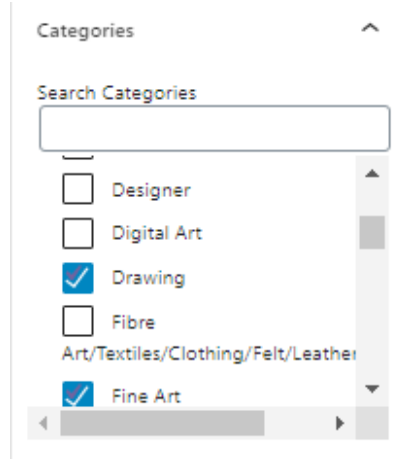
For full instructions search on the Wordpress website <https://wordpress.org/support/>

How to add categories to your page

Categories is in the menu on the right side of your page. You can select more than one. This is an important new feature of our website which we anticipate to be widely utilised. By selecting the categories that are appropriate to your Creative Page, your page will then appear in the search results for those categories when they are selected.

These are the current available Categories. If you would like more categories added please email publicity@hunterartsnetwork.org:

Airbrush Creative
Book Arts Creative
Carving Creative
Ceramics/Earthenware/Stoneware/Porcelain Creative
Christmas Creative
Collage Creative
Designer Creative
Digital Art Creative
Drawing Creative
Fibre Art/Textiles/Clothing/Felt/Leather Creative
Fine Art Creative
Geological Creative
Glass/Stained glass Creative
Graphic Design Creative
Greeting Card Creative
Homewares Creative
Illustration Creative
Industrial Creative
Jewellery Creative
Metal/Blacksmith/Welding/Casting Creative
Millinery Creative
Mixed Media Creative
Mosaic Creative
New Media Creative
Not For Profit/Community Arts Creative
Painting Creative
Papercraft/Cardboard Creative
Photography Creative
Pop Art Creative
Portraits Creative
Photomedia Creative
Printmaking Creative
Resin Creative
Sculpture Creative
Stationery Creative
Steam Punk Creative
Street Art Creative
Theory Creative
Tie Dye/Shibori Creative
Toys Creative
Upcycling Creative
Wood/timber Creative



TO CHANGE YOUR PAGE'S URL GO TO SETTINGS AND CLICK ON THE SLUG TO CHANGE THE NAME THERE CAN'T BE ANY SPACES. EXAMPLE:

<https://hunterartsnetwork.org/find-a-creative/margohumphries/>

Set Feature Image

To choose an image to appear in your listing on the Find a Creative page, Find a Creative search results and at the top of your page, you will find Set Feature Image in the menu on the right side of the page.

How listings appear on the Find a Creative page:



LINDSEY'S ART OF NATURE - STATIONERY & ARTWORKS

ARTIST: LINDSEY GOFF I have always had a great love of the natural world, which has led me to develop ...

[Read More →](#)



MI-CHELLE'S

[Read More →](#)



All News

MARGO HUMPHRIES

ALWAYS CREATING BRIGHT PAINTINGS AND ADDING LOTS OF COLOUR! Margo Humphries is a visual artist who has been based in ...

[Read More →](#)




LEADLIGHT BY LINDA

"Linda has been working with glass and making lead light windows, panels and sun catchers for 20 years using both ...

[Read More →](#)



Find a Creative search results:



Search Results

Margo Humphries



ALWAYS CREATING BRIGHT PAINTINGS AND ADDING LOTS OF COLOUR! Margo Humphries is a visual artist who has been based in ...

[Read More](#)

Your Creative page:



Margo Humphries



ALWAYS CREATING BRIGHT PAINTINGS AND ADDING LOTS OF COLOUR!

Margo Humphries is a visual artist who has been based in Lake Macquarie, NSW, Australia, since 2000, after relocating from Taree.

Margo has held five solo exhibitions & is also at many Art Bazaars selling her beautiful abstract & landscape paintings.

Margo's artwork is always responding to the hours available around family and work, and her professional life has been in the area of marketing & administration, so she has assisted with the promotion of her artwork.

In 2018 Margo painted the vibrant harbour city cover art, "Newcastle - alive!" for the Newcastle University Choir's first CD.

Born & raised in Taree Margo began painting at a young age & when she was only 12 she entered the Walkom Manning Art Prize where she won the "Children of the Morning" Youth Award with "Wingham Blues". This was the first exhibition Margo entered.

Margo was selected as one of 10 artists for the Marrara Festival's inaugural Outdoor Art Exhibition & her "Look Up in the Sky" featured over 4000 people in the exhibition.

Use this search to investigate other Creatives.

Select Creative Category

Upcoming Events

There are no upcoming events.